



# 2010 FACILITIES ASSESSMENT BETHEL GROVE ELEMENTARY




Project Data	
<b>Location Code:</b>	003
<b>Address:</b>	2459 Arlington Rd
<b>Year Built:</b>	1932
<b>Grade Configuration:</b>	K-5
<b>Student Capacity:</b>	540
<b>Ideal Capacity:</b>	441
<b>ADA Student Enrollment:</b>	0
<b>Size:</b>	7.6 Acres
<b>Portables:</b>	0
<b>Building &amp; additions:</b>	54,700 s. f.


2010 FACILITIES ASSESSMENT  
BETHEL GROVE ELEMENTARY


<b>Description:</b>  Pumps leaking.	
<b>Timeline:</b>  TBD	<b>Cost:</b>  \$5,000

<b>Description:</b>  Basement boiler room has water penetrating from exterior.	
<b>Timeline:</b>  TBD	<b>Cost:</b>  \$60,000


<b>Description:</b>  Paint interior of building.	
<b>Timeline:</b>  2012-13	<b>Cost:</b>  \$90,000

# 2010 FACILITIES ASSESSMENT BETHEL GROVE ELEMENTARY

<b>Description:</b>  Tuck point, clean, seal and paint exterior	
<b>Timeline:</b>  2013-14	<b>Cost:</b>  \$75,600

<b>Description:</b>  PVC Single ply roof: 11 years-poor	
<b>Timeline:</b>  TBD	<b>Cost:</b>  \$218,000

2010 FACILITIES ASSESSMENT  
BETHEL GROVE ELEMENTARY

<p><b>Description:</b></p> <p>Bethel Grove Elem.</p> <p>Bogen MCP35-A</p> <p>Installation Date: 1998</p>	
<p><b>Timeline:</b></p> <p>2013-14</p>	<p><b>Cost:</b></p> <p>\$50,000</p>